



President's Report

Board of Curators | April 11, 2019





Tom George
Chancellor, UMSL



Gary Allen
VP for Information Technology, UM System
Chief Information Officer, MU

**Thank you for your contributions
and best wishes in retirement!**



New Leaders at UM System



James Abbey, M.B.A., Ph.D.
TPMC Project Manager
(UM System and MU)



Lupita Fabregas, Ph.D.
4-H Center for Youth
Development Director
(MU)



Kim Humphrey, Ph.D.
Vice Provost for
Enrollment Management
(MU)



Brandon Martin, Ph.D.
Athletic Director
(UMKC)



Paul Orschlen, Ph.D.
Vice Provost for
Enrollment Management
(Missouri S&T)



Kristen Smarr
Deputy Chief Marketing and
Communications Officer
(MU and UM System)



President's Award *for Service*

Mark Fitch, Missouri S&T



“Most will never know the effort Mark put forth, nor will they realize the great campus benefit of his even-tempered, honest, and unwavering leadership.”

—Dr. Joel G. Burken

Chair and Curators' Professor of Civil,
Architectural and Environmental Engineering,
Missouri S&T

Congratulations, Dr. Fitch!



Philanthropy: Annual Giving

4/1/19	July 2017 – March 2018	July 2018 – March 2019	Increase/ Decrease	2023 Target %
MU	\$114.6M	\$136.0M	+18.7%	100%
UMKC	\$27.1M	\$33.2M	+22.5%	50%
S&T	\$27.9M	\$30.2M	+8.1%	50%
UMSL	\$18.4M	\$21.3M	+15.9%	50%



Research & Creative Works



Research Proposals (Total Value)

4/1/19	July 2017 – March 2018	July 2018 – March 2019	Increase/ Decrease	2023 Target %
MU	\$710.9M	\$899.9M	+26.6%	100%
UMKC	\$179.6M	\$136.4M	-24.0%	50%
S&T	\$140.0M	\$139.1M	-0.7%	50%
UMSL	\$61.5M	\$52.4M	-14.8%	50%



Research Awards (Total Value)

4/1/19	July 2017 – March 2018	July 2018 – March 2019	Increase/ Decrease	2023 Target %
MU	\$170.1M	\$202.5M	+19.0%	100%
UMKC	\$37.6M	\$30.4M	-19.2%	50%
S&T	\$27.6M	\$32.1M	+16.3%	50%
UMSL	\$27.1M	\$25.5M	-5.8%	50%



Research Expenditures (Total Value)

4/1/19	July 2017 – March 2018	July 2018 – March 2019	Increase/ Decrease	2023 Target %
MU	\$147.7M	\$149.1M	+0.9%	100%
UMKC	\$20.0M	\$25.0M	+25.1%	50%
S&T	\$23.2M	\$22.7M	-2.1%	50%
UMSL	\$16.1M	\$17.8M	+10.3%	50%



Major Research Grants



UMKC

Dr. Holly Hagle, Nursing and Health Studies

- **Co-PIs:** Dr. Laurie Krom; Dr. Patricia Stilen
- **Project:** State Technical Assistance Team Education and Support (STATES)
- *\$4.0M, American Academy of Addiction Psychiatry*



UMSL

Dr. Rachel Winograd, Missouri Institute of Mental Health

- **Project:** State Opioid Response
- *\$1.5M Missouri Department of Mental Health*



\$5.1M Army Research Laboratory and Leonard Wood Institute Grants



- S&T helping the Army address TBI, from detection to understanding causes and prevention.
- **\$2.25M-** Dr. Jie Huang
 - Sensor-embedded “smart helmets”
- **\$1.24M-** Dr. Casey Burton
 - Urine test for proteins and metabolites indicating TBI
- **\$412K-** Dr. Paul Nam
 - Biomarker identification and antioxidant therapies
- **\$404K-** Dr. Jie Gao
 - Imaging to study TBI
- **\$330K-** Dr. H.K. Lee
 - Real-time CT scan
- **\$252K-** Dr. Fatih Dogan
 - Composite helmet liner
- **\$235K-** Dr. Donald Wunsch
 - Analyze TBI repository data for personalized medicine



Department of Defense - MURI Awards



Dr. Tommy Sewell, Chemistry

- **Partner Universities:** University of Iowa; University of Illinois at Urbana-Champaign; Columbia University; RPI; Purdue University; UIC
- **Project:** Integrating Multiscale Modeling and Experiments to Develop a Meso-Informed Predictive Capability for Explosives Safety and Performance
- *\$4.5M for three years*



Dr. Arthur Suits, Chemistry

- **Partner Universities:** Stanford University; University of Colorado, Boulder; Harvard University; University of New Mexico; UNLV
- **Project:** Quantum State Control of Molecular Collision Dynamics
- *\$3.8M for three years*



Student Success



Enrollment Management Update: Freshmen Applicants

4/8/19	Total 2019	Total 2018	Increase/ Decrease
MU	19,761	18,830	+4.9%
UMKC	5,346	5,814	-8.2%
S&T	4,902	4,220	+16.2%
UMSL	3,292	3,263	+0.9%


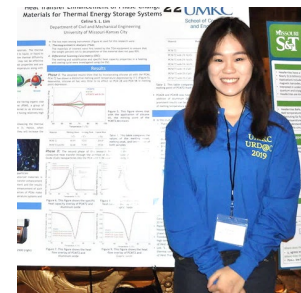
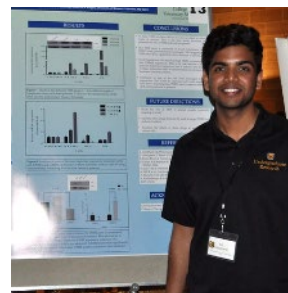


Enrollment Management Update: Freshmen Accepted (with Deposits)

4/8/19	Fall 2019 Accepted	Fall 2018 Accepted	Increase/Decrease
MU	5,124	4,238	+20.9%
UMKC	675	Direct comparisons N/A	N/A
S&T	1037	Direct comparisons N/A	N/A
UMSL	229	238	-3.8%



Undergraduate Research Day



Entrepreneur Quest Competition



President's Report

Board of Curators | April 11, 2019



Enrollment Management Update: Freshmen Admits

4/8/19	Fall 2019 Admits	Fall 2018 Admits	Increase/Decrease
MU	15,915	14,477	+9.9%
UMKC	3,287	3,251	+1.1%
S&T	3,873	3,514	+10.2%
UMSL	1,698	1,620	+4.8%



Legislative Update

- **State appropriations: UM core budget flat (\$416M)**
 - Added additional \$2M to TPMC line item; \$3M total
 - House passed FY20 budget on Mar. 28; now in Senate; sent to Governor by May 10
- **Federal TPMC update: Partnership with VA being finalized**
 - Law authorizing VA participation signed in Sept. 2018
 - FY20 bill specifies funding levels (*tentatively signed fall 2019, if budget remains on track*):
 - One-time expenditure of \$12.3M
 - Additional \$2.7M annually for 20 years
- **Title IX legislation: Bills and negotiations ongoing**
 - House bill HB 573 is waiting for Speaker to place bill on the formal calendar
 - Senate bill SB 259 is on informal calendar and Senate could take it up for debate at any time
 - COPHE, MACC and private schools in negotiations with bill sponsors



Open Access Publishing Taskforce

- Universities are ending relationships with major publishers because of rising costs
- We are addressing these changes by examining our own open access policies
- The newly formed taskforce:
 - Includes representatives from all four universities
 - Chaired by Ann Champion Riley, MU Vice Provost for Libraries
 - Will build faculty consensus to develop guiding principles for sustainable open access resources



Six-Month Strategic Initiatives Update

■ Student success

- More than \$80 million in scholarship funding
- EQ Accelerator Program

■ Research & Creative Works

- 36 of the 115 proposals were selected for full proposals to compete for \$10M in funding

■ Engagement & Outreach

- MOSourceLink launched to connect MO business, led by UMKC's Maria Meyers

■ Inclusive Excellence

- UM System joined SREB to provide support to minority students seeking a Ph.D.

■ Planning, Operations & Stewardship

- HR leaders are investing in Learning & Leadership Development, Recruitment, Learning Management Systems and Offboarding



Endowment Assets

4/1/19	March 2017	March 2018	March 2019
MU	\$926.1M	\$1,020.9M	\$1,060.1M
UMKC	\$160.5M	\$171.9M	\$172.6M
S&T	\$155.2M	\$165M	\$168.6M
UMSL	\$79.8M	\$84.8M	\$88.2M



Fall 2018 Degrees Conferred

1/22/19	Bachelor	Master	Doctorate	Professional	UG Cert.	Grad Cert.	Total Degrees
MU	1,708	387	100	9	336	111	2,651
UMKC	543	262	36	37	37	24	939
S&T	513	203	29	N/A	1	172	918
UMSL	698	225	26	0	28	45	1,022

Preliminary numbers; finalized at the conclusion of the academic year



4-Year Graduation Rates

12/31/18	2016	2017	2018
MU	46%	48%	50%
UMKC	23%	23%	27%
S&T	23%	23%	24%
UMSL	32%	32%	34%



Highly-ranked Online Degree Programs

1/15/19	'Best Online' Category	Rank	Enrolled Students	Degrees Awarded (2018)
MU	Bachelor's Programs	#114	419	96
	Graduate Education Programs	#38	886	211
	Graduate Education for Veterans	#12	17	N/A
UMKC	Graduate Nursing Programs	#19	388	58
S&T	MBA Programs	#40	69	28
	Grad. Business Programs (non-MBA)	#20	64	14
	Grad. Computer IT Programs	#20	75	55
	Grad. Engineering Programs	#22	704	408
	Grad. Engineering Programs for Veterans	#15	136	N/A
UMSL	Bachelor's Programs	#29	62	44



6-Year Graduation Rates

(59% Nat'l Average)

10/1/18	2016	2017	2018	2023 Target
MU	68%	68%	69%	74%
UMKC	49%	48%	49%	60%
S&T	64%	64%	63%	70%
UMSL	53%	56%	52%	65%



4-Year Graduation Rates

(36% National Average)

10/1/18	2016	2017	2018
MU	46%	48%	50%
UMKC	23%	23%	27%
S&T	23%	23%	24%
UMSL	32%	32%	34%



1-Year Retention Rates

10/1/18	2016	2017	2018	2023 Target
MU	85%	87%	87%	93%
UMKC	74%	74%	72%	80%
S&T	83%	81%	83%	85%
UMSL	78%	71%	74%	82%



Precision Health Initiative

- **Research:** Cancer, Neural and Vascular Working Groups are working to develop collaboration opportunities throughout UM System
- **Philanthropy:** \$9.3M raised
- **Government Relations:** TPMC line item is included in Governor's Budget. \$50M in VA support for joint laboratory is included in authorization
- **Project Manager:** Search is underway, first meeting of committee is on Feb. 19
- **Financing:** \$50M from UM System, \$50M from MU
- **Construction:** Groundbreaking expected in June, 2019, and completion by October 19, 2021

